

Metallized film capacitor

MDD SERIES

Please request specifications for consideration.
If you send the email to "Contact us", we will send it.

500VAC High voltage

Metallized PET film capacitor

★ **Performance**

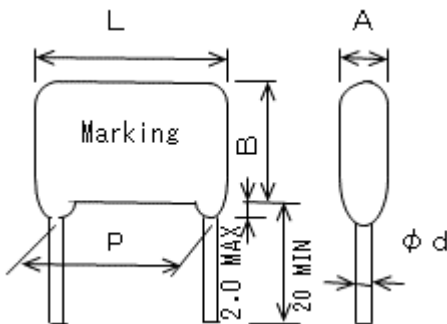
Item	Performance
Temperature range	-40~+85°C (+105°C) (Derate the voltage at +85~+105°C)
Rated Voltage (U _R)	500VAC 1250VDC
Capacitance range	0.0022 ~ 0.1 μF
Capacitance tolerance	±20%(M), ±10%(K)
Insulation resistance (IR)	≥ 9000 MΩ (500 VDC for 1min)
tanδ	≤ 0.01 (1kHz)



★ **Standard dimensions table (MDD)**

Parts cord	Rated voltage	Capacitance (μF)	Cap. tolerance (%)	Dimensions (mm)					Permissible Current (Peak) I _{op} (A)	Taping PCS/Package
				A max	B max	L max	P ±0.75	φd		
MDD23B222M	500VAC 1250VDC	0.0022	±20	5.0	11.0	17.5	14.0	0.6	0.52	No taping
MDD23B332M		0.0033		6.0	11.0	17.5	14.0	0.6	0.78	
MDD23B472M		0.0047		6.5	12.0	17.5	14.0	0.6	1.1	
MDD23B682M		0.0068		7.5	13.5	17.5	14.0	0.6	1.6	
MDD23B103M		0.01		7.0	13.5	19.5	16.5	0.6	1.6	
MDD23B153M		0.015	8.0	16.0	19.5	16.5	0.6	2.4		
MDD23B223K		0.022	±10	7.5	14.0	26.0	22.5	0.8	1.7	
MDD23B333K		0.033		8.5	16.5	26.0	22.5	0.8	2.6	
MDD23B473K		0.047		9.0	19.0	26.0	22.5	0.8	3.7	
MDD23B683K		0.068		11.0	21.0	26.0	22.5	0.8	5.4	
MDD23B104K	0.1	11.5		23.0	31.0	27.5	0.8	5.6		

■ **Component outline**



Metallized film capacitor

AC RATED VOLTAGE

Table-1

DC rated voltage	AC rated voltage※1 (50 / 60Hz)
1250 VDC	500 VAC

※1

Permit +10%

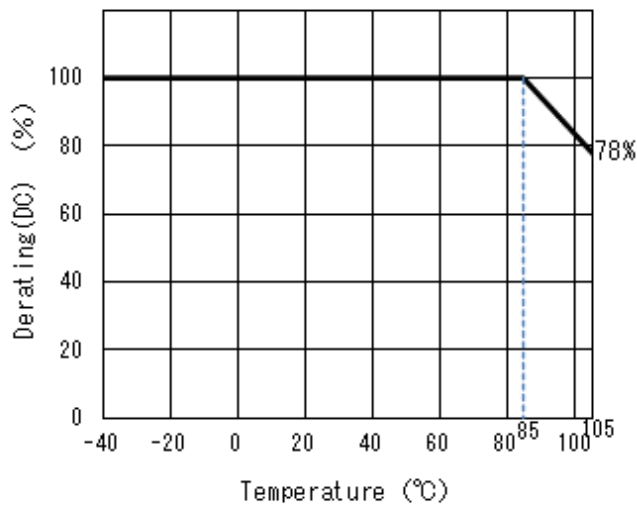
for voltage change

THE RELATION BETWEEN MAX OPERATING VOLTAGE AND OPERATING TEMPERATURE

$$\text{Derating (\%)} = \frac{\text{Operating voltage}}{\text{Rated voltage}} \times 100$$

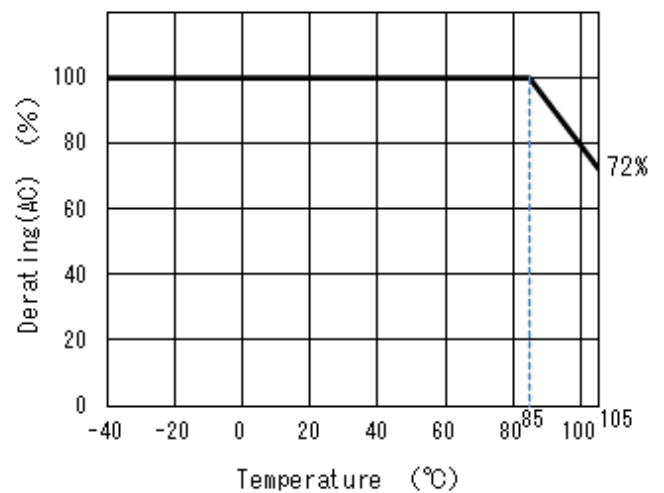
Temperature:
Capacitor surface temperature

DC



AC

AC Rated voltage is shown in table-1



Metallized film capacitor

Permissible current(Effective value) vs. Frequency
MDD 1250VDC(500VAC)

