

Metallized film capacitor

FPB SERIES

Please request specifications for consideration.
If you send the email to "Contact us", we will send it.

Small Standard (630VDC)

Metallized PP film capacitor

★ **Performance**

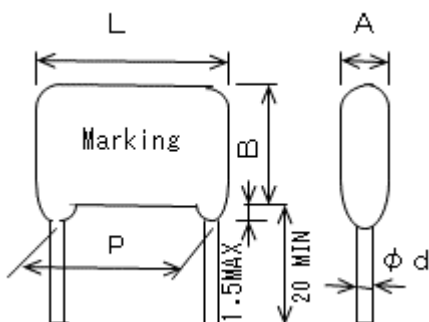
Item	Performance
Temperature range	-40~+85°C (+105°C) (Derate the voltage at +85~+105°C)
Rated Voltage (U _R)	250VDC, 450VDC, 630VDC, 800VDC, 1250VDC
Capacitance range	0.001 ~ 10 μF
Capacitance tolerance	±10%(K)
Insulation resistance (IR)	C ≤ 0.33μF : ≥ 25000MΩ C > 0.33μF : ≥ 7500 Ω · F Rated Voltage : 250VDC 450VDC: (100 VDC for 1min) Rated Voltage : 630VDC, 800VDC, 1250VDC: (500 VDC for 1min)
tanδ	≤ 0.001 (1kHz)



★ **Standard dimensions table (FPB)**

Parts cord	Rated voltage (V _{DC})	Capacitance (μF)	Cap. tolerance (%)	Dimensions (mm)					Permissible Current (Peak) I _{op} (A)	Taping PCS/Package
				A max	B max	L max	P ±0.75	φd		
FPB22E474K	250	0.47	±10	4.4	13.5	12.5	10.0	0.6	11.4	700
FPB22E684K		0.68		5.2	14.5	12.5	10.0	0.6	16.5	600
FPB22E105K		1.0		6.6	15.8	12.5	10.0	0.6	24.3	500
FPB22E155K		1.5		8.3	17.5	12.5	10.0	0.6	36.4	No taping
FPB22E225K		2.2		7.1	17.7	17.8	15.0	0.8	30.0	
FPB22E335K		3.3		8.6	20.0	17.8	15.0	0.8	45.0	
FPB22E475K		4.7		11.6	21.0	17.8	15.0	0.8	64.1	
FPB22E685K		6.8		10.4	21.5	25.5	22.5	0.8	57.5	
FPB22E106K		10		13.4	24.8	25.5	22.5	0.8	84.5	
FPB22W224K	450	0.22	±10	4.7	10.0	12.5	10.0	0.6	6.4	600
FPB22W334K		0.33		4.7	13.0	12.5	10.0	0.6	9.6	600
FPB22W474K		0.47		5.5	14.0	12.5	10.0	0.6	13.7	500
FPB22W684K		0.68		6.5	15.8	12.5	10.0	0.6	19.8	500
FPB22W105K		1.0		8.0	17.4	12.5	10.0	0.6	29.2	No taping
FPB22W155K		1.5		9.0	15.4	17.8	15.0	0.8	24.6	300
FPB22W225K		2.2		10.8	17.2	17.8	15.0	0.8	36.0	No taping
FPB22W335K		3.3		13.5	20.0	17.8	15.0	0.8	54.0	
FPB22W475K		4.7		15.5	24.5	17.8	15.0	0.8	76.9	

■ **Component outline**



Metallized film capacitor

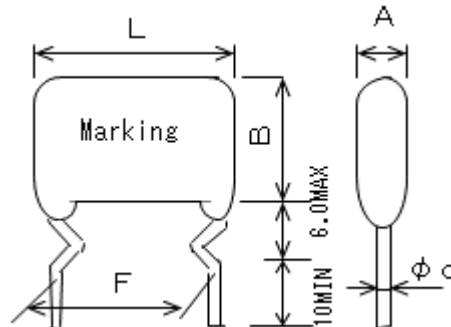
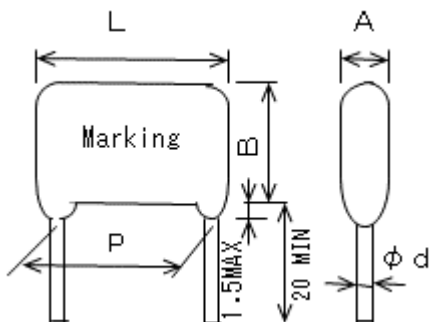
Standard dimensions table (FPB)

Parts cord	Rated voltage (V _{DC})	Capacitance (μF)	Cap. tolerance (%)	Dimensions (mm)					Permissible Current (Peak) I _{op} (A)	Taping PCS/Package
				A max	B max	L max	P ±0.75	φd		
FPB22J683K	630	0.068	±10	4.8	9.9	12.5	10.0	0.6	3.9	600
FPB22J104K		0.1		5.0	12.5	12.5	10.0	0.6	5.8	600
FPB22J154K		0.15		6.6	12.8	12.5	10.0	0.6	8.6	500
FPB22J224K		0.22		6.9	16.4	12.5	10.0	0.6	12.7	400
FPB22J334K		0.33		6.2	15.2	17.8	15.0	0.8	9.9	500
FPB22J474K		0.47		7.6	16.7	17.8	15.0	0.8	14.1	No taping
FPB22J684K		0.68		9.3	18.7	17.8	15.0	0.8	20.3	
FPB22J105K		1.0		8.7	18.0	25.5	22.5	0.8	17.9	
FPB22J155K		1.5		10.8	20.0	25.5	22.5	0.8	26.8	
FPB22J225K		2.2		13.0	23.0	25.5	22.5	0.8	39.3	
FPB22K684K-F		800		0.68	±10	7.5	16.5	25.5	22.5	0.8
FPB22K105K	1.0		8.7	18.0		25.5	22.5	0.8	17.9	
FPB22K155K	1.5		10.8	20.0		25.5	22.5	0.8	26.8	
FPB22K225K	2.2		13.0	23.0		25.5	22.5	0.8	39.3	
FPB23B102K	1250 (125 VAC)	0.001	±10	5.7	10.9	15.0	12.5	0.6	0.7	600
FPB23B152K		0.0015		5.8	11.0	15.0	12.5	0.6	1.1	600
FPB23B222K		0.0022		5.1	11.1	15.0	12.5	0.6	1.1	700
FPB23B332K		0.0033		5.3	11.3	15.0	12.5	0.6	1.6	600
FPB23B472K		0.0047		6.0	12.1	15.0	12.5	0.6	2.3	600
FPB23B682K		0.0068		7.0	13.0	15.0	12.5	0.6	3.3	500
FPB23B103K		0.01		6.0	11.3	15.0	12.5	0.6	3.6	500
FPB23B153K		0.015		7.2	12.5	15.0	12.5	0.6	5.5	400
FPB23B223K		0.022		7.5	16.0	15.0	12.5	0.6	8.0	400
FPB23B333K		0.033		6.5	14.0	20.5	17.5	0.8	4.5	No taping
FPB23B473K		0.047		7.5	15.5	20.5	17.5	0.8	6.4	
FPB23B683K		0.068		8.5	17.5	20.5	17.5	0.8	9.3	
FPB23B104K		0.1		10.0	20.0	20.5	17.5	0.8	13.7	
FPB23B154K		0.15		10.0	20.0	25.5	22.5	0.8	12.6	
FPB23B224K		0.22		12.0	23.0	25.5	22.5	0.8	18.5	
FPB23B334K		0.33		14.0	26.0	25.5	22.5	0.8	27.8	
FPB23B474K		0.47		17.0	29.5	25.5	22.5	0.8	39.5	

■ Component outline

FPB22K684K-F:

Please use forming type for this item

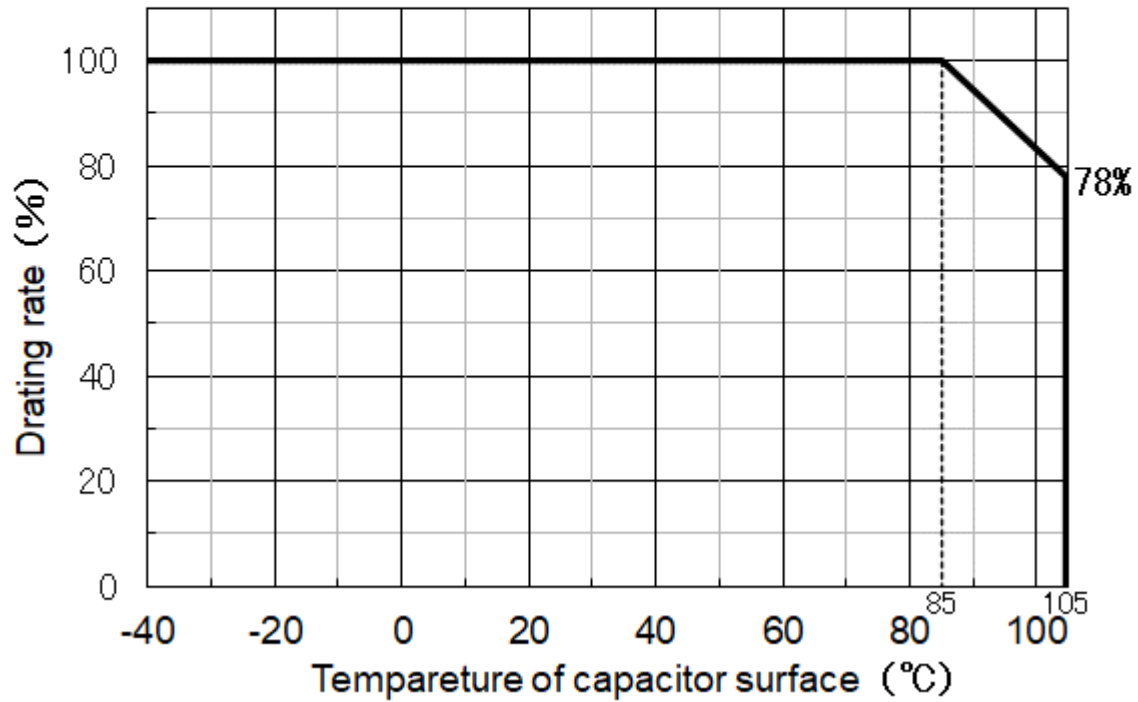


Metallized film capacitor

THE RELATION BETWEEN MAX OPERATING VOLTAGE AND OPERATING TEMPERATURE

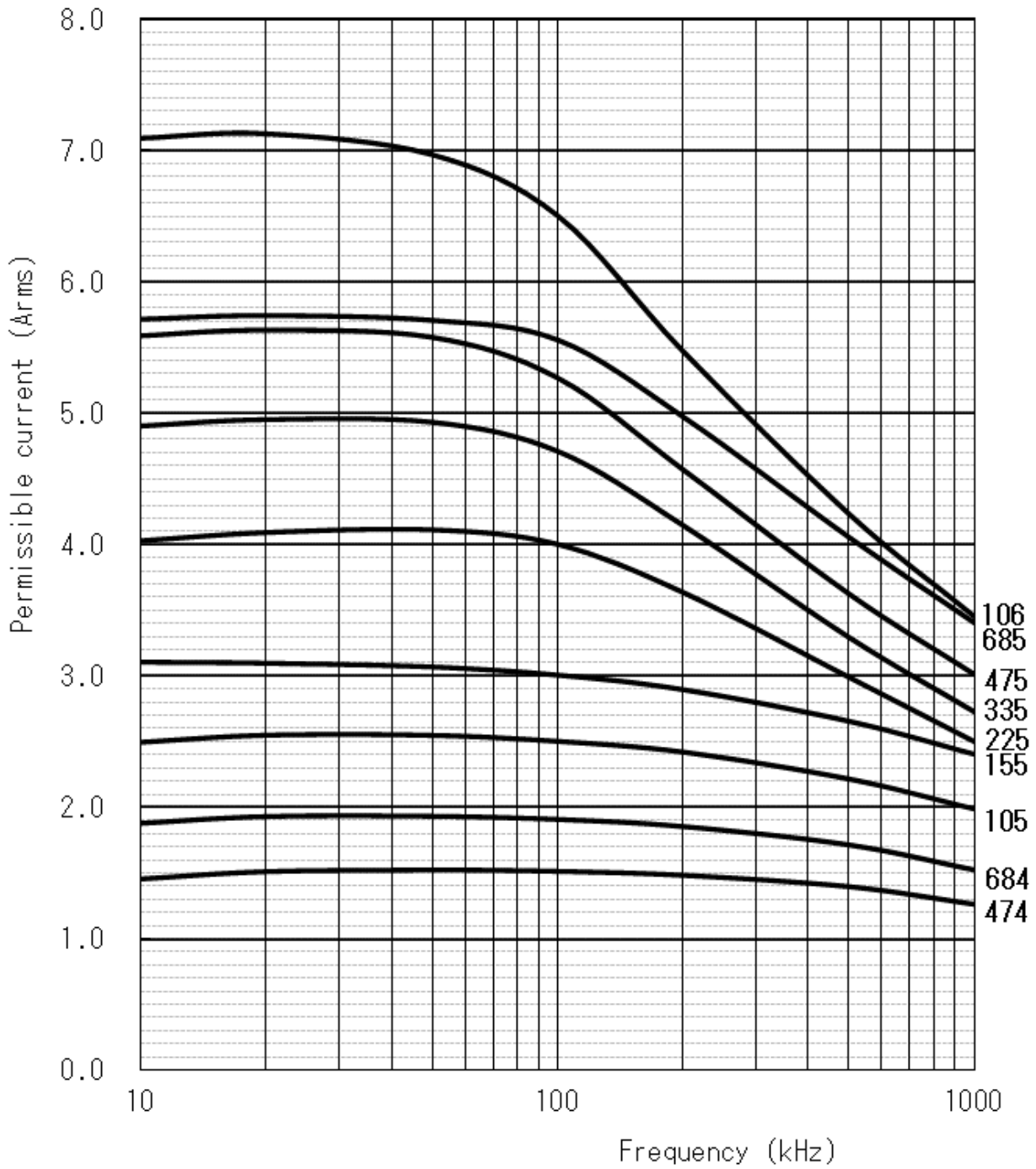
$$\text{Derating (\%)} = \frac{\text{Operating voltage}}{\text{Rated voltage}} \times 100$$

Temperature:
Capacitor surface temperature



Metallized film capacitor

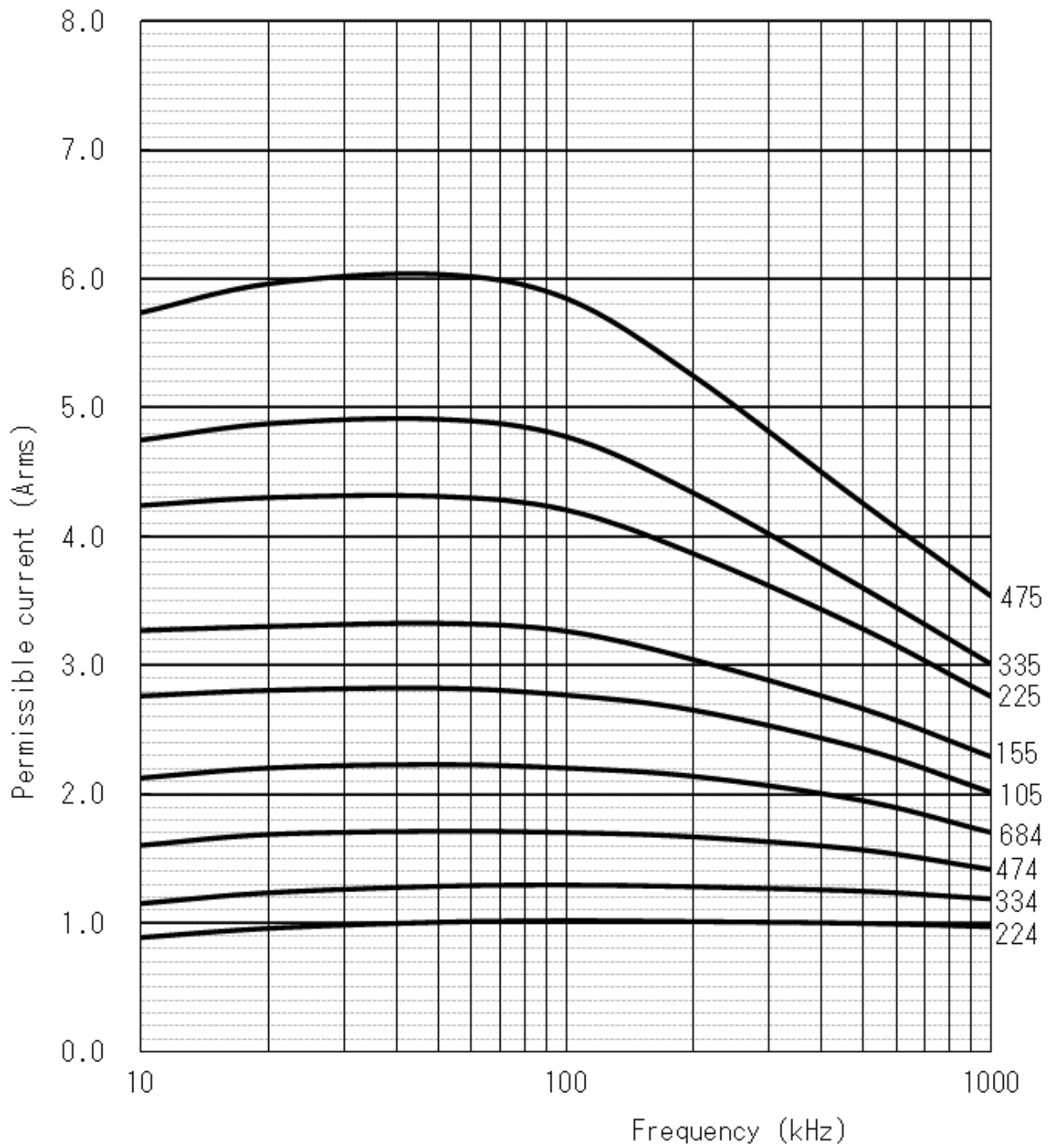
Permissible current(Effective value) vs Frequency
FPB 250VDC



Metallized film capacitor

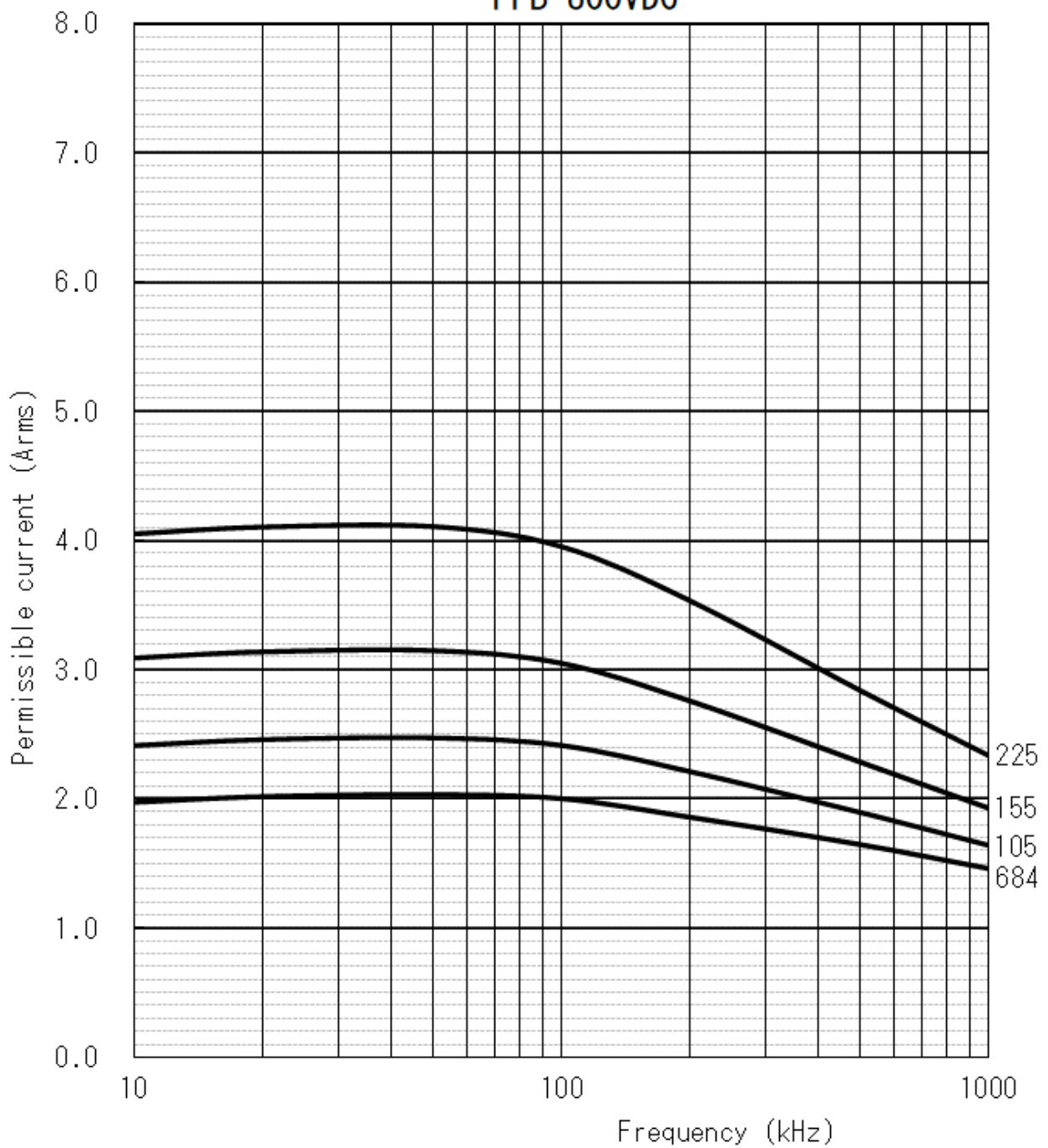
Permissible current(Effective value) vs Frequency

FPB 450VDC



Metallized film capacitor

Permissible current (Effective value) vs Frequency FPB 800VDC



Metallized film capacitor

Permissible current (Effective value) vs Frequency FPB 1250VDC

